

View/Print Label

1. **Ensure there are no other shipping or tracking labels attached to your package.** Select the Print button on the print dialogue box that appears. Note: If your browser does not support this function, select Print from the File menu to print the label.

2. **Fold the printed label at the solid line below.** Place the label in a UPS Shipping Pouch. If you do not have a pouch, affix the folded label using clear plastic shipping tape over the entire label.

3. GETTING YOUR SHIPMENT TO UPS

Customers with a scheduled Pickup

- Your driver will pickup your shipment(s) as usual.

Customers without a scheduled Pickup




- Schedule a Pickup on ups.com to have a UPS driver pickup all of your packages.
- Take your package to any location of The UPS Store®, UPS Access Point(TM) location, UPS Drop Box, UPS Customer Center, Staples® or Authorized Shipping Outlet near you. To find the location nearest you, please visit the 'Locations' Quick link at ups.com.

UPS Access Point™
ADVANCE AUTO PARTS STORE
#9072
2946 BRISTOL ST
COSTA MESA CA 92626-5994

UPS Access Point™
THE UPS STORE
270 BRISTOL ST
COSTA MESA CA 92626-7999

UPS Access Point™
POSTAL COPY CENTER
1175 BAKER ST
COSTA MESA CA 92626-4136

FOLD HERE

<p>ROXANA GALVEZ 9516747352 BEADOR CONSTRUCTION COMPANY IN 2900 BRISTOL STREET COSTA MESA CA 92626</p> <p>SHIP TO: MSC 43 951-674-7352 CALTRANS OFFICE ENGINEER 1727 30TH STREET SACRAMENTO CA 95816</p>	<p>CA 958 9-03</p> 	<p>UPS NEXT DAY AIR</p> <p>TRACKING #: 1Z E51 87G 01 1197 4968</p>		<p>BILLING: P/P</p> <p>Reference #1: 08-1J4704 DVBE-SBE-Off-Road X.O.L.24.07.06 NV45.29.0A.01/2024* ™</p>
--	---	---	--	---